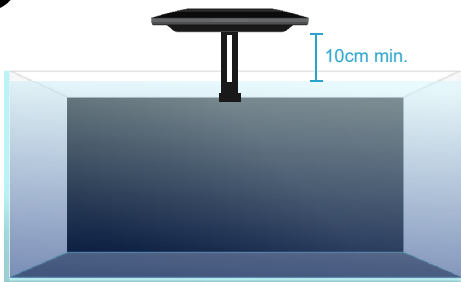


# TESZLA<sup>evo</sup>

## QUICKSTART

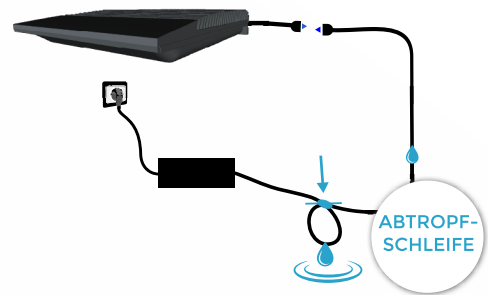
1



Mount TEZSLA evo  
min. 4-6" above the Water.

Use your preferred mouting  
accessory. (sold separately)

2



Connect the power supply unit to your light  
and the socket.

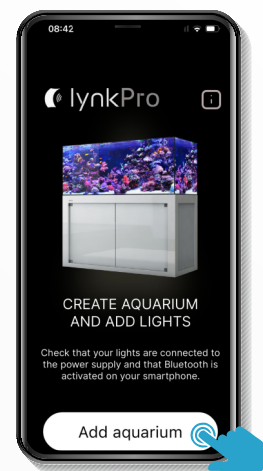
Make sure to form a a drip loop.  
The best way to do this is to  
use the existing cable wire

3



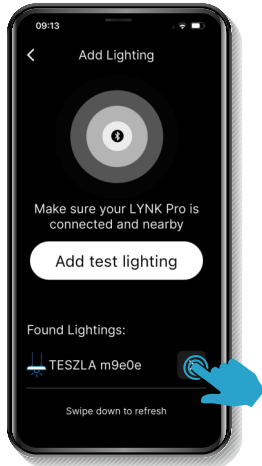
Download the free **lynk PRO** app from the  
Google Play Store or the Apple App Store  
on your smartphone or tablet.

4



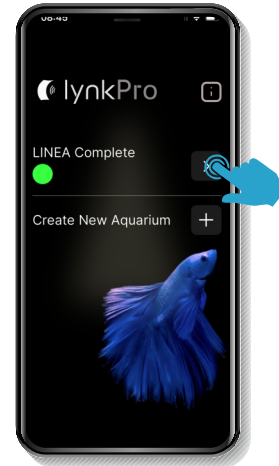
Make sure that Bluetooth is activated on  
your smartphone. Start the **lynk PRO** app and  
set up your aquarium / area.

5



The **lynk PRO** app will now find your lights and display them in the overview

6



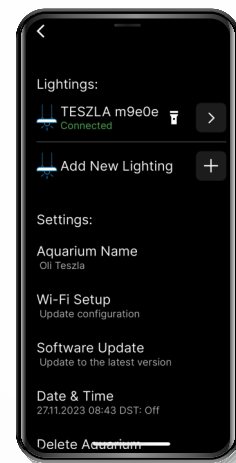
After integrating your lights you will be taken to the main overview of your aquariums / areas.

5



Select the aquarium you want to control and you will be taken to the main menu to the detailed setting options.

6



Under the menu item "Aquarium settings" you can subsequently add further lights or remove the aquarium.

You can find a detailed description of the app on our website under Downloads.

<https://www.giesemann.de/en/downloads>



Ensure that all cables run without kinks. Do not lay them over sharp edges and do not touch hot surfaces.

Giesemann accepts no liability for the consequences of improper use and non-compliance with the installation instructions.

After unpacking, please check that your light is in perfect condition and that the scope of delivery is complete.

Any damage must be reported to your specialist dealer immediately in order to assert any warranty claims.

The luminaires must never be operated without the appropriate protective screens; damaged protective screens must be replaced immediately in order to ensure adequate protection against splash water.

The light must not be operated under an aquarium cover. The lights described are intended exclusively for lighting and supplementary lighting of indoor aquariums / terrariums.



The electrical operating devices (power supply units and control units) must be protected from direct splashing water. If you notice any damage to the mains cable, the supply cable to the light, the power supply unit or the light, disconnect the device from the mains immediately and contact your specialist dealer or Giesemann Service.

From the mains immediately and contact your specialist dealer or Giesemann Service.

Never operate a device with a damaged or defective cable.

Never open or repair the control gear and lights yourself. Danger to life!

Do not make any modifications to your light, the power supply unit or the cables.

Use the lights with extreme caution when children or people who are unable to assess the dangers are near the lights. lights.

Maintenance work may only be carried out on the luminaires if they have been removed from the retaining devices and completely disconnected from the completely disconnected from the power supply.

For safety reasons, please note that work may only be carried out in the aquarium if the lighting has been completely only if the lighting has been completely disconnected from the mains (pull out the mains plug). Do not attempt to open an LED light module or the power supply unit, as damaging the internal seals will invalidate the guarantee.

The light housing and the protective glass can become very hot during operation.

Make sure that there is always sufficient heat exchange. Improper use will invalidate any warranty claims.

Regular cleaning with a slightly damp cloth is sufficient to keep the housing clean and the light surfaces clear.

Please note that salt deposits must always be removed immediately, otherwise even high-quality surfaces will be damaged over time.

Failure to do so will invalidate the guarantee. Disposal: When the end of use is reached, render the used lights unusable by pulling the plug out of the socket and cutting the cable. socket and cutting the cable.

Dispose of the lights in accordance with the environmental regulations applicable in your country.

Electrical waste must not be disposed of together with household waste.

Our warranty conditions apply. <https://www.giesemann.de/en/terms>

CE Declaration of Conformity  
The company  
Giesemann Lichttechnik & Aquaristik GmbH  
Bürdestraße 14 – 41334 Nettetal – Germany  
declare under our sole responsibility that the products:  
  
TESZLA evo  
  
to which this declaration relates are in conformity with the technical requirements of  
the following European Community directives & standards or other normative documents  
- 98/37/EC / - EEC 89/336 - EEC 73/23 AND RELATED AMENDMENTS AND  
ADDITIONS (B.T.)  
  
The following technical standards and specifications have been observed:  
Safety: EN 60335-1 / EN 60335-2- 55 AND  
RELATED AMENDMENTS / EN 292-1-2 / CEI 61-50  
  
EMC directive: EN 50081-1 / EN 50081-2 and the following amendments / EN 5008  
16.05.2021, Nettetal - Germany



Giesemann Aquaristic GmbH  
Bürdestr. 14 · D-41334 Nettetal  
Tel. +49 - 2157 / 81 29 90  
Fax +49 - 2157 / 81 29 99  
[www.giesemann.de](http://www.giesemann.de)  
[info@giesemann.de](mailto:info@giesemann.de)